

Contact Form 7 Storage plugin for WordPress

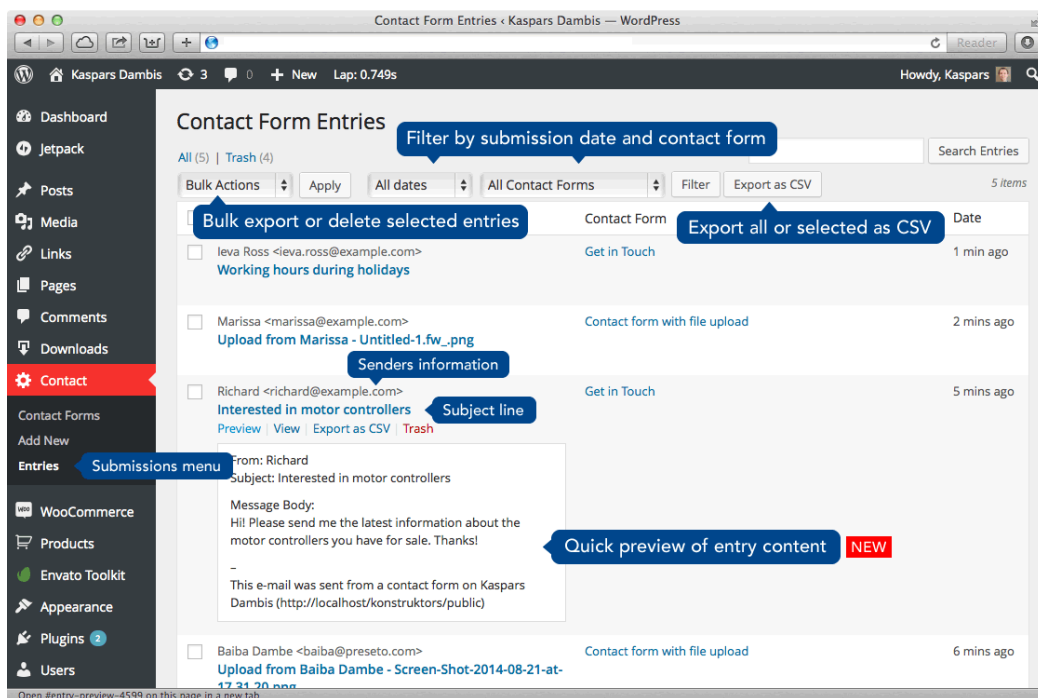
Contact Form 7 Storage plugin stores copies of all Contact Form 7 submissions (including attachments) in your WordPress database. All form entries and leads will be stored safely even if your e-mail goes down or e-mail messages go missing or get deleted.

New in 1.4.4: The exported CSV files should now open correctly in Excel by default.

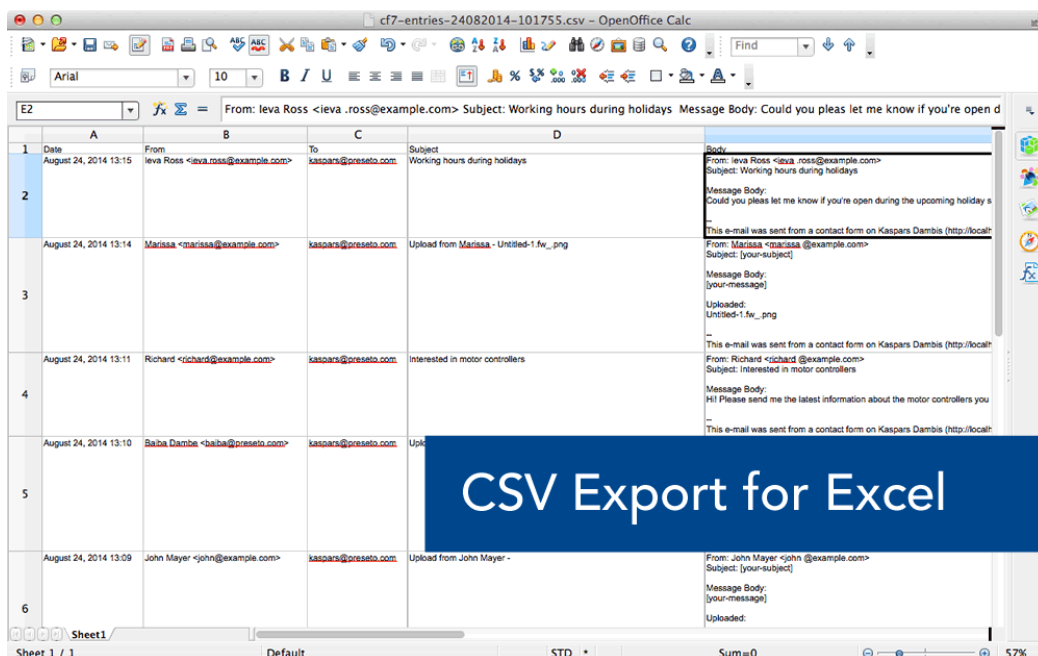
This plugin is developed and maintained by [Kaspars Dambis](#) who is a WordPress core contributor and professional WordPress consultant since 2007.

Features

All form submissions are stored in the WordPress backend in addition to being sent via e-mail. E-mail delivery is never 100% reliable and having a backup of all contact entries will ensure you never miss a lead or inquiry.



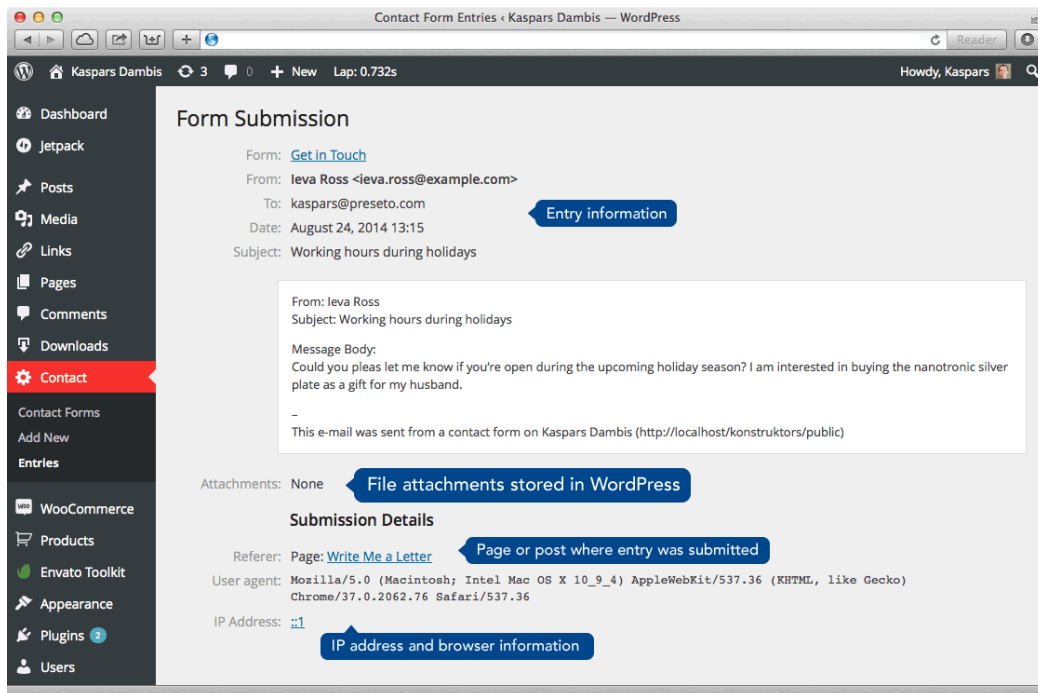
Export form submissions as CSV. Export all submissions or use the date and form filters to select which entries you want to export. Export also includes links to entry attachments.



Each entry also stores the following details about the submission:

- Time and date of the entry.

- E-mail address of the contact form recipient.
- Subject line of the e-mail that was sent to the contact form recipient.
- All attachments uploaded to the contact form.
- Post or page URL where the contact form was submitted (referrer).
- IP address, browser and device information (user-agent) of the submission.
- Link to the setup page of the contact form that was used for submission.



Installation

1. Select *"Plugins > Add New"* from the main menu in your WordPress dashboard.
2. Select the *"Upload"* tab at the top of the page.
3. Select the *cf7-storage.zip* file for the upload and click *"Upload"*.
4. Be sure to activate the plugin once it has been uploaded.

Usage

This plugin adds a new section called **"Entries"** under the **"Contact"** menu in the WordPress dashboard which lists all of the contact form submissions in a reverse chronological order. Quick preview of each entry to

avoid extra clicks.

Dropdown selectors at the top of the list provide filtering and sorting of the contact form entries by the contact form used for submission and the date of submission.

Export entries as CSV by using the "Export as CSV" button at the top of the submission list. Use the dropdown filters or the bulk action dropdown selector to select which submissions to export.

Free form text search is also available for finding a specific entry.

Reference entry ID and entry URL in the e-mails that get sent to the admin:

- `[storage_entry_id]` is replaced with a unique entry ID such as 3212, and
- `[storage_entry_url]` generates a link to the entry in the backend accessible only to registered users.

Please note that Contact Form 7 doesn't support wrapping variables in square brackets `[]` such as `[[storage_entry_id]]`. Please use another set of characters (for example `{}` or `()`).

Automatic Updates

Install the [Envato WordPress Toolkit plugin](#) to enable automatic updates of this plugin right from your WordPress dashboard. Don't forget to specify your API key and CodeCanyon username in the "Envato Toolkit" settings page.

Requirements

- Requires at least: WordPress 3.2
- Tested up to: WordPress 4.3

Screenshots

1. List of all form submissions.
2. Detailed view of each submission.

3. CSV export of form submissions.

Support

Please use the [dedicated support section on CodeCanyon](#).

Changelog

1.4.4 (September 6, 2015)

- Bugfix: Don't cast entry ID to integer during `get_post()` call.
- Add a filter `cf7_storage_csv_delimiter` to enable custom CSV delimiters. Use ";" as the default column delimiter in CSV export files (for Microsoft Excel compatability).
- Exported CSV files should now open correctly in Excel by default.

1.4.3

- Add form input field names as column headers in the CSV export.

1.4.2

- Add support for fields with multiple values (checkboxes, radio) to CSV export too.

1.4.1

- Add support for fields with multiple values (checkboxes, radio) in the entry view.

1.4

- Enable `[storage_entry_id]` and `[storage_entry_url]` mail tags.
- Fix issue with upload filename backslashes being removed on Windows servers.

1.3.8

- Don't store the mail 2 which is usually sent as a receipt to the user.

1.3.7

- Include automatic update library which was missing in 1.3.6.

1.3.6

- Show uploaded files in the backend even if they were not mailed.

1.3.4

- More reliable automatic updates.

1.3.3

- Bugfix: Include all available contact forms in the drop-down filter.

1.3.2

- Style table columns in the admin index view.

1.3.1

- Include entry subject in the admin index view.
- Enable quick preview of entry content from the admin index view.

1.3

- Enable automatic updates via the [Envato WordPress Toolkit plugin](#).

1.2

- Support for Contact Form 7 version 3.9.

1.1.0

- Add entry export functionality.

1.0.3

- Add support for localization.
- Add Latvian translation.

1.0.1

- Simplify the readme file.

1.0

- Initial release.

Extras for Contact Form 7

[Extras for Contact Form 7](#) is a free plugin that will add simple controls for the advanced functionality of the Contact Form 7 plugin, such as disabling AJAX form submissions, default CSS, automatic paragraph formatting, adding Google Analytics tracking and redirection on form submissions. Simply search for **Extras for Contact Form 7** in your WordPress dashboard.